



RAMSAY LADDERS

The Ramsay Loft Ladder tailored to fit your loft SPACE



www.ramsayladders.co.uk

The 'Original' and the best Ramsay Loft Ladder

This is a robust, higher specification loft ladder manufactured from quality aluminum extrusions, which makes it very suitable for domestic and commercial use.

Treads are 400mm wide x 90mm deep with a serrated top.

The ladder comes complete with operating pole, handrail and all fittings required to install the ladder correctly.

NOTE: We DO NOT supply the trapdoor cover.



The loft ladder is operated by means of a pole, which helps to raise and lower the ladder by using the spring assisted radius arms.



This shows the loft ladder in the stored position, with brackets used for fixing the ladder correctly.

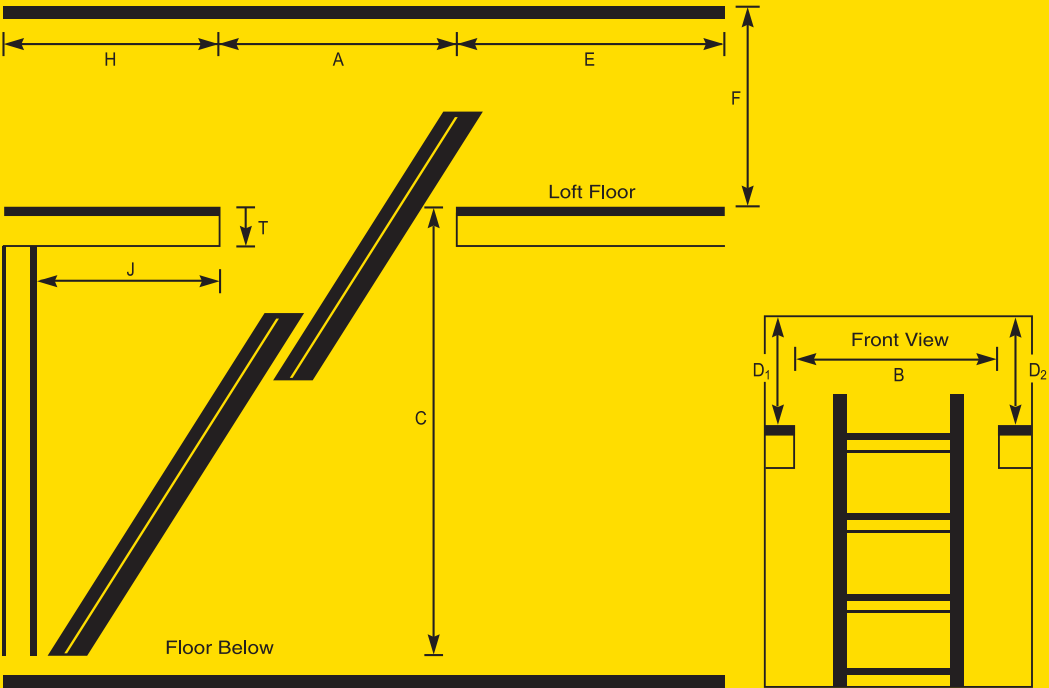
Table of sizes required for fitting

The Original Ramsay Loft Ladder

The below sizes are for guidance only, if you have any doubts about the sizes of your loft area, please return your completed measurement chart and we will confirm exact sizes required.

REF	Floor to Floor Height (C)	Storage Length Required (E)	Height Above Loft Floor Required (F)	Minimum Hatch Length (A)	Minimum Hatch Width (B)
AL 1	up to 2.54mt (8'4")	1.37mt (4'6")	0.889mt (2'11")	0.762mt (2'6")	0.558mt (1'10")
AL 2	2.57/2.82mt (8'5"/9'3")	1.37mt (4'6")	0.812mt (2'8")	0.762mt (2'6")	0.558mt (1'10")
AL 3	2.84/3.10mt (9'4"/10'2")	1.63mt (5'4")	0.990mt (3'3")	0.762mt (2'6")	0.558mt (1'10")
AL 4	3.12/3.38mt (10'3"/11'1")	1.63mt (5'4")	0.914mt (3'0")	0.850mt (2'9½")	0.558mt (1'10")
AL 5	3.40/3.66mt (11'2"/12'0")	2.03mt (6'8")	1.245mt (4'1")	0.850mt (2'9½")	0.558mt (1'10")

Measurement Diagram



All above measurements are from floor of loft to floor below (measurement 'C' on diagram in brochure).

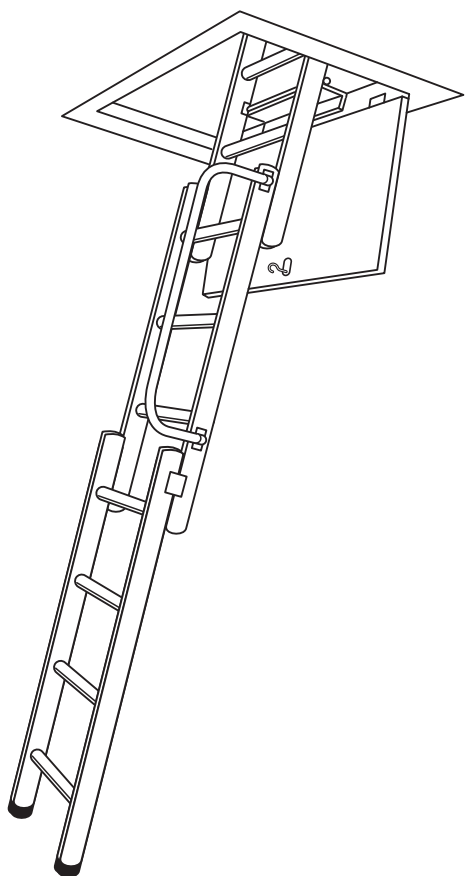
How to order

Simply complete the Measurement Chart in the brochure by following the easy to use diagram. Once completed, carefully read the information on the order form, tick the boxes (if appropriate), then detach the order form and send it to the address listed. **REMEMBER** to write your name and address on the order form.

Domestic Aluminium Ramsay Loft Ladder


- One size available which fits up to a maximum vertical height of 3mt (9'10").
- One bracket to fix over trap edge.
- Rungs are 30mm deep x 272mm wide.
- Minimum trap opening of 560mm long x 450mm wide required. (1'10" x 1'6")
- We DO NOT supply the trap door for this ladder. It must be hinged downwards for this loft ladder to work.
- Complete with handrail, operating pole and fittings for installation.
- Order Reference DAL 01.





How to order

Simply complete the Measurement Chart in the brochure by following the easy to use diagram. Once completed, carefully read the information on the order form, tick the boxes (if appropriate), then detach the order form and send it to the address listed. **REMEMBER** to write your name and address on the order form.



Call us for a **FREE*** Survey
01307 462255

*No obligation surveys carried out throughout Grampian, Tayside, Fife, Central, Lothian & Strathclyde regions by our experienced representatives. Call the above number to arrange.


The TELESTEPS® Ramsay Loft Ladder

The TELESTEPS® Loft Ladder is the world's first truly telescopic loft ladder. Compact, stable and safe to climb, the TELESTEPS® comes fully assembled and installs by fitting just six screws. It is extremely compact, and fits almost any size of hatch down to 520mm x 600mm.

All vital components are made from anodised aluminium that will never rust.



Accessing your loft is as easy as A, B, C



A. Open the hatch

When the TELESTEPS® Loft Ladder isn't in use it is fully retracted and very space saving. The adjustable models fit completely within the attic hatch and don't steal any attic storage space at all.



B. Let down the ladder

When the attic hatch is opened, simply pull down the ladder holder, release the ladder latch and pull out the ladder to its full length.



C. Your loft ladder is ready to climb

The TELESTEPS® Loft Ladder has a smooth surface that is comfortable to hold. A stable construction and wide treads with grooved surfaces make the climbing safe and comfortable.



Choose from following models

Suited for common ceiling heights, this model fits hatches as small as 520mm x 600mm.

Model 60324

H = 2.35mt - 2.45mt

L = min 600mm

W = min 520mm

For higher ceiling heights up to 3.20mt, this model fits hatches as large as 520mm x 1100mm

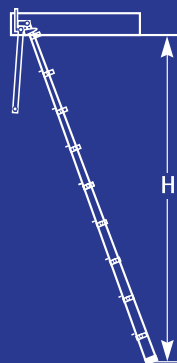
Model 60927

H = 2.65mt - 2.93mt

L = min 920mm - 1100mm

W = min 520mm

Measure the hatch width (W), the hatch length (L) and the height (H) according to the figures, to select the proper Loft Ladder model.



Concertina Ramsay Loft Ladder



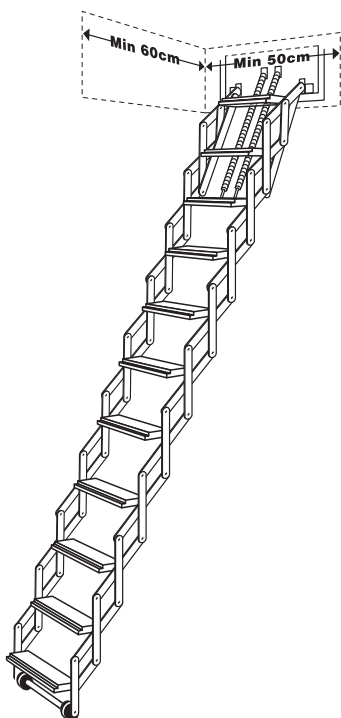
This is a concertina loft ladder which is ideal for Domestic and Commercial use. Manufactured from quality aluminium extrusions.

- Fits opening 600mm x 500mm (1'11½" x 1'7½") and requires little loft clearance.
- Spring controlled operation.
- Can be fitted to loft hatch or wall. Supplied with operating pole and fittings for installation.
- NOTE: We DO NOT supply the trap door.
- Available in 3 sizes: Floor to Loft Floor Height.

CTL 01 (9 Tread) for up to 2.41mt (7'11")

CTL 02 (10 Tread) from 2.44mt (8'0") to 2.67mt (8'9")

CTL 03 (11 Tread) from 2.69mt (8'10") to 2.92mt (9'7")



How to order

Simply complete the Measurement Chart in the brochure by following the easy to use diagram. Once completed, carefully read the information on the order form, tick the boxes (if appropriate), then detach the order form and send it to the address listed. **REMEMBER** to write your name and address on the order form.

Hobby Timber Ramsay Loft Ladder



- 3-part, folding timber loft ladder of tremendous value.
- Supplied fully assembled ready to fit.
- Supplied with timber frame-outside measurement 680mm x 1175mm
- Fully insulated trap door.
- Suitable for all ceiling heights up to 2900mm.
- Suits virtually all applications - no inside loft clearance required.
- Simple height adjustment.
- Good trap door catch, pole and hook.
- Provides safe and comfortable access to your loft.

Dimension **A** is the outside measurement of the timber frame provided.

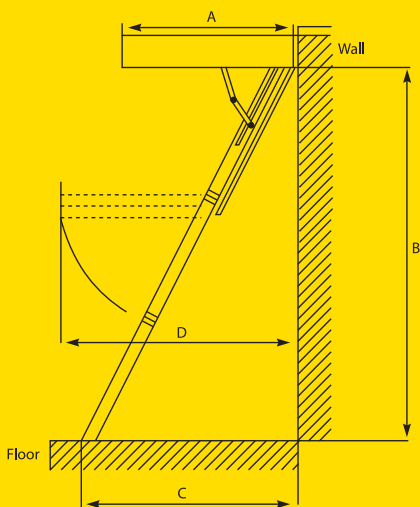
Dimension **B** is the maximum ceiling height. For lower ceilings the bottom section of the ladder can be cut as required.

Dimension **C** is the maximum floor clearance required.

Dimension **D** is the maximum clearance to fold the ladder down.

TDH29 Hobby Loft Ladder Dimensions and working measurements

A (mm)	B (mm)	C (mm)	D (mm)
680 x 1175	2900	1260	1660



The Ramsay Loft Ladder no other loft ladder is quite like it

When you need more space, would the thought of moving home make you go through the roof? Well, don't worry, because by going through a hatch in the ceiling you will discover that the precious room you lack below is freely available above.

Attic space can account for between 25% and 33% of the total space in your home. The only problem is: How do you utilise that extra space without continually clambering up an ordinary ladder or balancing precariously on top of some steps? The solution is simple. Simple to install, simple to operate. Simply, a Ramsay Loft Ladder!

Ramsay Aluminium Loft Ladders are expertly designed and crafted without any interfering weights or wires. Consequently, they are as easy to use as an ordinary stairway.

Apart from providing ease of access to that extra room at the top, Ramsay Loft Ladders "foldaway" quality ensures that they will not occupy valuable space below. When not used, the ladders fold away just as easily as they unfold, leaving the outline of the hatch as the only clue to your extra room.

Installing the Ramsay Loft Ladder allows you to extend your home without extending your mortgage and, by adding that extra room, you will automatically move further up the house-buying ladder.

**SIMPLE EASY
ACCESS TO
YOUR LOFT**



**CAN BE FITTED BY
A PERSON WITH
GOOD DIY SKILLS**



Ramsay Aluminium Loft Ladders, simply the safest and best way to pull another room out of the hatch - without watching your costs spiral.

5 GREAT WAYS TO ACCESS YOUR LOFT SPACE WITH EASE



1. The "Original" Ramsay Loft Ladder



2. Domestic Aluminium Loft Ladder



3. The TELESTEPS® Loft Ladder



4. Concertina Loft Ladder



5. Hobby Timber Loft Ladder

How to order

Simply complete the Measurement Chart in the brochure by following the easy to use diagram. Once completed, carefully read the information on the order form, tick the boxes (if appropriate), then detach the order form and send it to the address listed.

REMEMBER to write your name and address on the order form.

HEAD OFFICE & WORKS

61 West High Street
Forfar
Angus DD8 1BG

Tel: 01307 462255

Fax: 01307 466956

Email: sales@ramsayladders.co.uk

www.ramsayladders.co.uk



Ramsay Ladders



Call us on **01307 462 255**

**RAMSAY
LADDERS**
QUALITY
YOU CAN
RELY ON

